

# Sun City Computer Club

MUG MAC Users Group

November 1, 2022

**Questions, Comments, Suggestions welcomed at  
any time**

**Even Now**

- Audio recording of this session as MP4 file
- Audio recording available at link shown above

## **Audio Recording In Progress**

**SIG attendees are required to be members of the chartered club sponsoring that SIG.  
Sun City Community Association By-law**

- Ever want to be a presenter??

**Presenter???**

Your  
Input  
Please

- No Scheduled zoom session November
- Lack of other screen share during zoom

**News**

- Information provided by Tom McBride

Here is a link to information about the Malwarebytes problem:

<https://appleinsider.com/articles/22/10/26/malwarebytes-crippled-by-macos-ventura-update>

I followed the procedure and it now works on my copy of Ventura. One important part is that you must download and install a beta version of Malwarebytes but the rest of the procedure works fine and when I was finished, Malwarebytes seemed happy. I have no solution

And System Settings is a whole new world with everything moved around or had its appearance changed. It's going to take a while to get used to this change.

MacMost has a very long video on where the settings have moved and there is a search box at the top of the Settings window which may help find things.

Here is the link to fix Norton to give it full disk access:

[https://support.norton.com/sp/en/us/home/current/solutions/v20221020120926278?client=norton&site=nrt\\_n\\_en\\_US](https://support.norton.com/sp/en/us/home/current/solutions/v20221020120926278?client=norton&site=nrt_n_en_US) It's about the same as the fix for

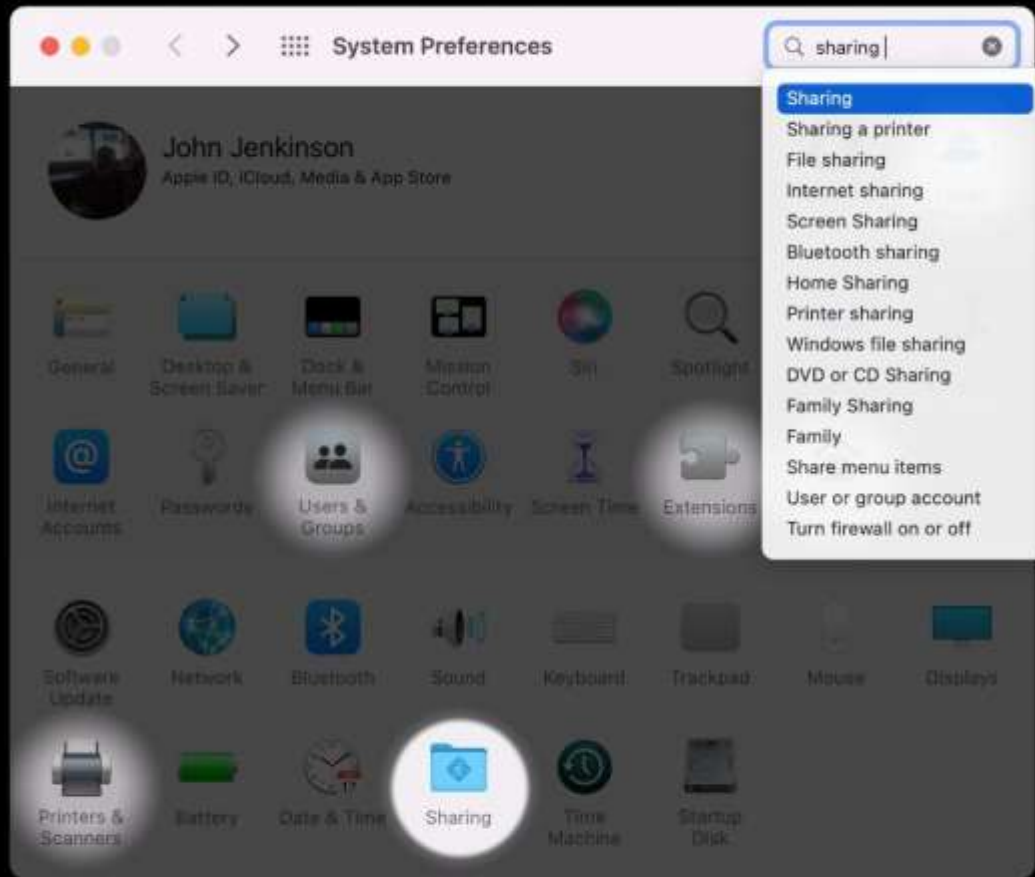
Malwarebytes: i.e., delete it's extension from the Full disk access list and then re-add it. Once this is done, the Norton icon will change to have a white checkmark inside a small green circle in the dock.

## macOS Ventura

## Malwarebytes and Norton 360

- Too much information?
- Have 2 MacBook Pros
- Available via AirDrop, FindMy
- Named by previous owner?
- System Preferences / System Settings

**Change your Mac computer name**



Monterey





Sharing



sharing

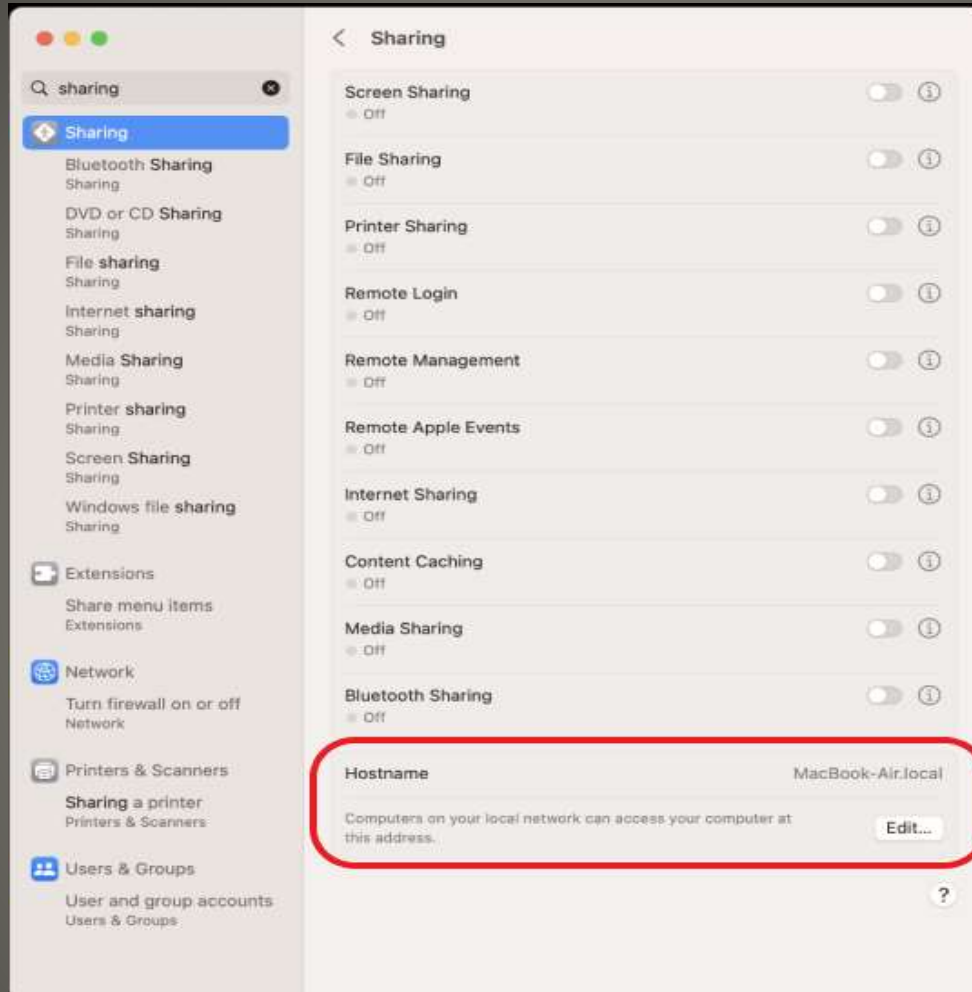


Computer Name:

Computers on your local network can access your computer at:  
Johns-MacBook-Pro.local

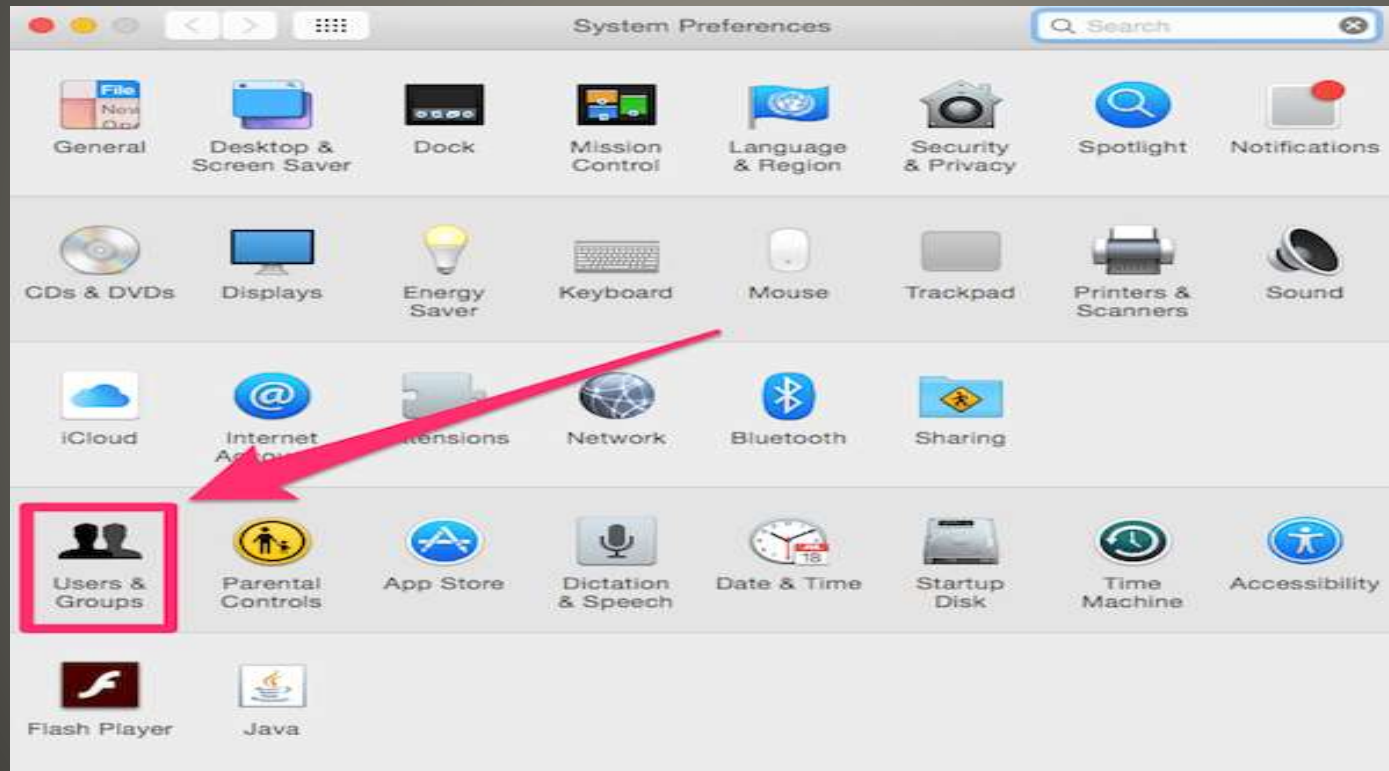
Edit...

Monterey



# Ventura

- System Preferences / System Settings
- Users & Groups



**Previous Owner Accounts**

**CAUTION: macOS Administrator**

- macOS local account
- macOS Apple ID
- <https://www.imore.com/how-manage-your-apple-id-account-mac>
- NEEDED for synch
  - Mail, Contacts, Calendar, File storage
- Select what & where to share

**Synch**

- Favorites
- Drag & Drop
- MacMost

**Finder**

- None of us are as experienced as all of us
- Awareness, Preparedness, Understanding
- Participate
- Topic Suggestions
- Questions: [scccMUG@gmail.com](mailto:scccMUG@gmail.com)



- Helpful < - > Harmful
- Awareness, Preparedness, Understanding

Computer Club, Help Center, SIGs,  
Presentations, classes

Cyber Security SIG meetings, NEWSBLOG  
Internet

- Questions, suggestions, comments?

**SCCCMUG@gmail.com**