

Sweet Caroline

Neil Diamond, 1969. Ukulele arrangement Bob Guz, Austin Ukulele Society, 2019.

INTRO:

4 beats per chord: F F F F F
 2 beats per chord: F [hold] G [hold]
 Em [hold] Dm [hold]

The Intro and Interlude Riff (see page 4) can be played over these chords

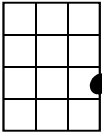
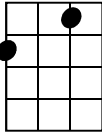
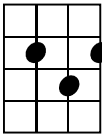
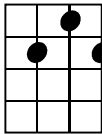
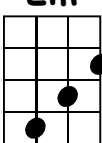
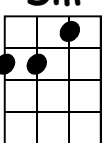
VERSE 1:

C *Resume strumming*
 Where it began
F
 I can't begin to knowin'
C **G**
 But then I know it's growing strong
C
 Was in the spring
F
 And spring became the summer.
C **G**
 Who'd have believed you'd come a-long?

PRE-CHORUS 1:

C
 Hands,
Am
 Touchin' hands
G
 Reachin' out,
F **G7** **G7 F G7** *One beat per chord*
 Touchin' me, touchin' you!

CHORDS

C 	F 
G 	G7 
Em 	Dm 

, = Pause or take a breath
[hold] = Strum the chord once and let it ring

Sweet Caroline

CHORUS: See suggested vocal harmony options on pages 4 and 5

C F F C F

Sweet Caro-line! [*Bom, bom, bom!*]

F G7

Good times never seemed so good [*So good, so good, so good!*]

C F F C F

I've been inc-lined [*Bom, bom, bom!*]

F G7 [hold] F [hold] Em [hold] Dm [hold]

To be-lieve they never would ♪ but ♪ now ♪ I...

G7 F G7

← One beat per chord

VERSE 2:

C F

♪ ...look at the night [*Aah, aah, aah, aah*] and it don't seem so lonely

C G

♪ We fill it up with only two

C F

♪ And when I hurt [*Aah, aah, aah, aah*] hurtin' runs off my shoulders

C G

♪ How can I hurt when holding you?

Resume strumming

PRE-CHORUS 2:

C

Warm,

Am

♪ Touchin' warm

G

♪ Reachin' out,

F

G7 G7 F G7

♪ Touchin' me, ♪ ♪ touchin' you!

CHORUS: See suggested vocal harmony options on pages 4 and 5

C F F C F

Sweet Caro-line! [*Bom, bom, bom!*]

Sweet Caroline

F **G7** **G7 F G7** ← *One beat per chord*
 Good times never seemed so good [*So good, so good, so good!*]
C **F F C F**
 I've been inc-lined [*Bom, bom, bom!*]
F **G7 [hold]** **F [hold]** **Em [hold]** **Dm [hold]**
 To be-lieve they never would , oh, , no, , no...

INTERLUDE:

4 beats per chord: **F F F F F**
 2 beats per chord: **F [hold]** **G [hold]**
 Em [hold] **Dm [hold]**

} *The Intro and Interlude Riff (see page 4) can be played over these chords*

CHORUS: See suggested vocal harmony options on pages 4 and 5

← *Resume strumming*
C **F F C F**
 Sweet Caro-line! [*Bom, bom, bom!*]
F **G7** **G7 F G7** ← *One beat per chord*
 Good times never seemed so good [*So good, so good, so good!*]
C **F F C F**
 I've been inc-lined [*Bom, bom, bom!*]
F **G7** **G7 F G7** ← *One beat per chord*
 To be-lieve they never would...

ENDING: See suggested vocal harmony options on pages 4 and 5

C **F F C F**
 Sweet Caro-line! [*Bom, bom, bom!*]
F **G7** **G7 F G7** ← *One beat per chord*
 Good times never seemed so good [*So good, so good, so good!*]
C **F F C F**
 I've been inc-lined [*Bom, bom, bom!*]
F **G7** **F** **Em** **Dm** **C [hold]**
 To be-lieve they never would, , Sweet Car - o - line!

End

Notes

1. Intro and Interlude Riff

This riff is played in the **Intro** and the **Interlude** following the Chorus after Verse 2. It can be plucked while other players strum the chords.

F **F** **F** **F**

T 0-1-0 | 1-0-1-0 | 1-3-1-3 | 0-3-1-3-1
A 2-2 | 2-2 | | |
B | | | |

F **F** **G** **Em** **Dm**

T 0-2-3-0-2 | 3-2 | 7-5 | | |
A | | | | |
B | | | | |

2. Chorus Vocals

The main vocal melody and suggested middle and low harmonies that can be sung during each **Chorus** and the **Ending**.

A. Chorus Main Melody

C **F** **F** **C** **F** **G7** **G7** **F** **G7**

Sweet Car - o - line, [Bom, bom, bom!] good times nev - er seemed so good

T 7-0-0 | 0-8-7 | 0-0-8-8 | 8-7-5-3-0 | 3- | |
A | | | | |
B | | | | |

C **F** **F** **C** **F** **G7** **F** **Em** **Dm**

I've been in - clined [Bom, bom, bom!] to be - lieve they nev - er would but now I...

T 7-0-0 | 0-8-7 | 0-0-8-8 | 8-7-5-3-5-5-3 | 3-1- | |
A | | | | |
B | | | | |

Notes

B. Chorus Mid Harmony

C F F C F G7 G7 F G7

Sweet Car - o - line, [Bom, bom, bom!] good times nev - er seemed so good

TAB: 3 0 0 1 | 1 0 3 | 1 1 0 0 | 0 0 0 0 | 1 1 |

C F F C F G7 F Em Dm

I've been in - clined [Bom, bom, bom!] to be - lieve they nev - er would but now I...

TAB: 3 0 0 1 | 1 0 3 | 1 1 0 0 | 0 0 0 0 | 3 3 1 | 4 2 |

C. Chorus Low Harmony

Shown in octaves – singing high or low works equally well

C F F C F G7 G7 F G7

Sweet Car - o - line, [Bom, bom, bom!] good times nev - er seemed so good

TAB: 3 3 3 3 | 3 3 3 | 3 3 3 3 | 3 3 3 3 | 3 5 | 2 |

C F F C F G7 F Em Dm

I've been in - clined [Bom, bom, bom!] to be - lieve they nev - er would but now I...

TAB: 3 3 3 3 | 3 3 3 | 3 3 3 3 | 3 3 3 3 | 5 5 3 | 2 0 | 4 2 |