


**The Morton System can help you cut strips, triangles and circles with precision.**



**A more basic strip cutter is also available.**



**Another circle cutter in the Studio**

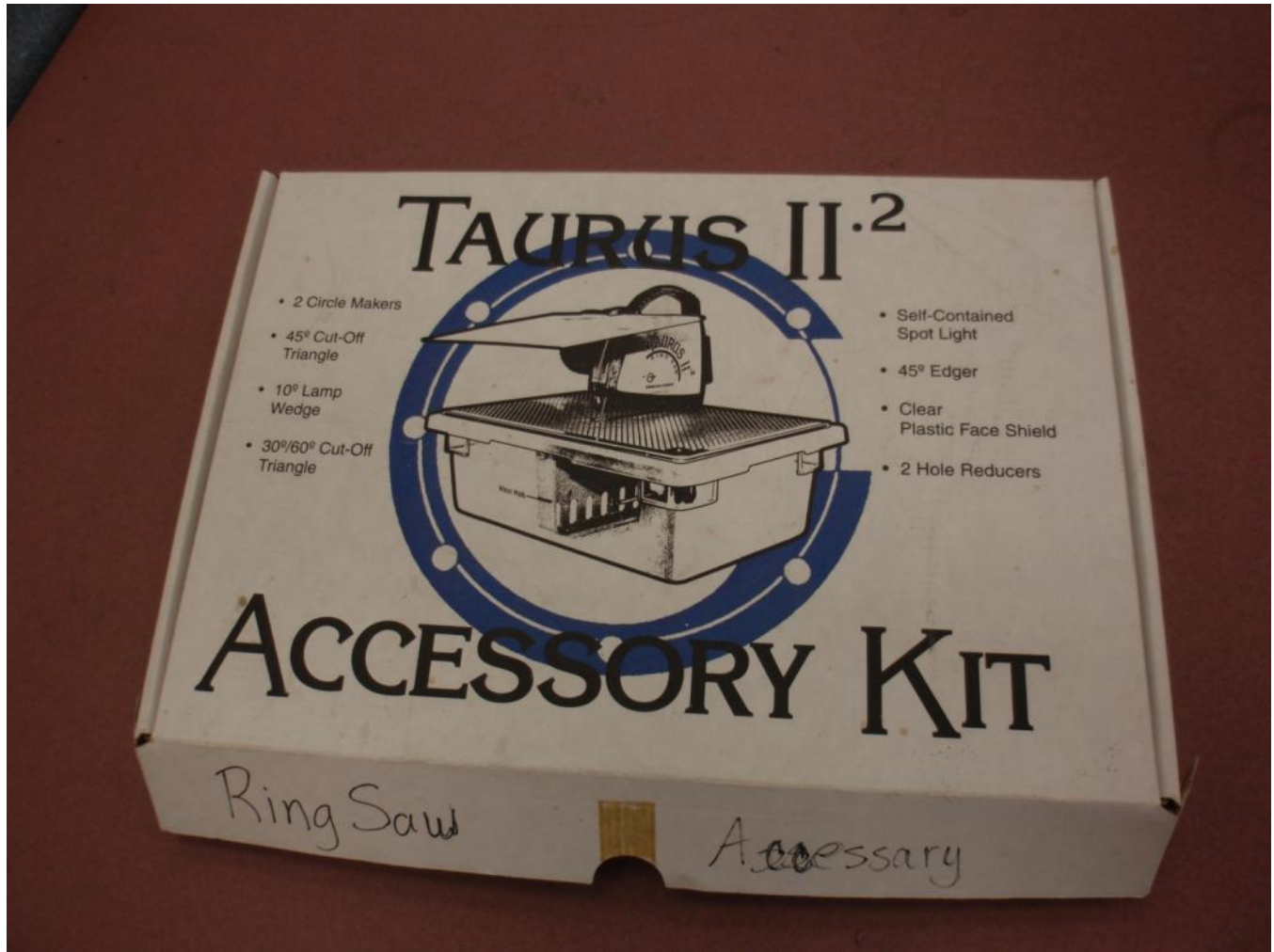




**Or use these embroidery hoops to draw a perfect circle in your design.**



**In addition to the regular grinders, there is also the Ring Saw for tight intricate cuts.**



**Some additional attachments for the Ring Saw are available in the cabinets.**



**The MAX grinder ensures perfect 90° edges.**





**This tool will hold glass pieces while on the grinder.**






**Glass snippers typically used in mosaic work.**



**This foiling machine can help when applying copper foil to your glass.**



**A handy holder for rolls of copper foil. The roll rests in the dip and allows foil to come off without twisting.**



**Wood Jigs to hold artwork while working in various ways.**





**Fume extractors should be used when you solder. It removes lead fume from you & your neighbors working in the Studio.**



**This magnifying glass on a pedestal gives a close view while leaving your hands free.**



**Donated material is sometimes available for members to use. Currently we have (warm glass) frit, confetti & stringers, glass jewels in various colors, wiggle eyes and other things**





**The Ryobi drill has many attachments for smoothing solder on corners, etc.**





**A Dremel tool can also be used to smooth corners & edges.**



**A Dremel engraver is available, if you want to etch your name on a finished piece.**



**“Lil’ Notcher” can cut 90° angles in your lead came.**



**This handy tool will twist wire easily and evenly.**





**Six foot long lead  
came stretcher  
also has some  
intermediate  
stops if your  
pieces are  
shorter.**



**This tool will create curves in zinc.**



**There are two powered miter saws in the Studio, suitable for cutting zinc.**



**Or you could use the hand-powered miter box.**





The band saw on the counter is good for smoothing cut edges of zinc.



***The storage closet has many rulers, T-squares and angle rulers for you to use.***



**Lots of warm glass molds are stored in the closet.**



**There are 4 lamp forms you can use as well.**





**Also in the main storage closet is a refrigerator and microwave, and small bins of scrap glass you can use.**